

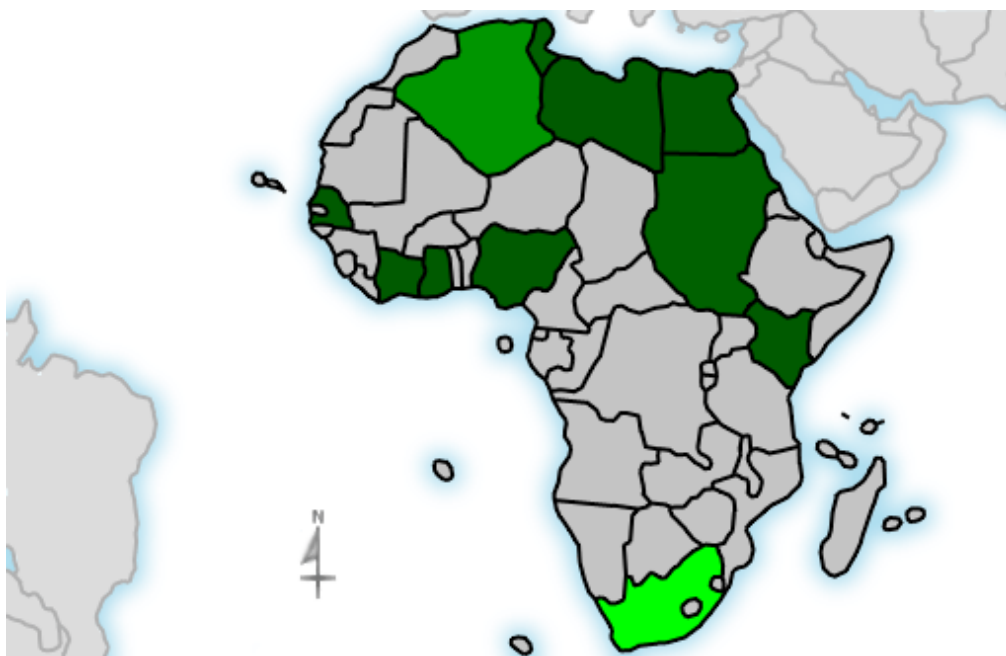


Demographics African Country

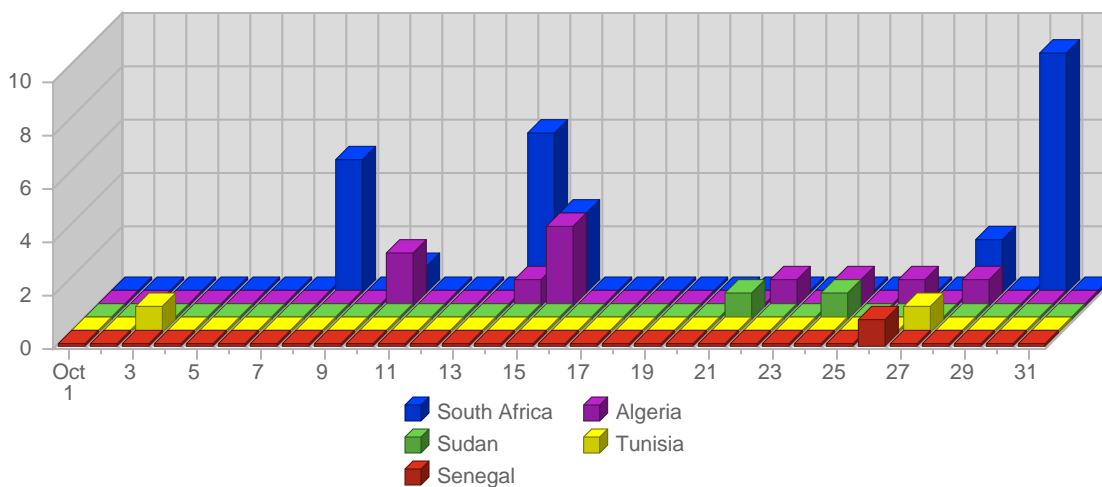
Report Description





Report Description: African Countries that Visitors came from during the month of October 2007
 Report Range: Month of October 2007
 Report Scope: Historical Data
 List Size: n/a

Breakdown



Breakdown



#		Country	Total Visits	Average Visits Historically	Change	Percent of Visits
1.		South Africa	26	43.32	-12 ▼	55.32%
2.		Algeria	10	5.64	+2 ▲	21.28%
3.		Sudan	2	1.21	+2 ▲	4.26%
4.		Tunisia	2	1.57	+2 ▲	4.26%
5.		Senegal	1	3.76	-3 ▼	2.13%
6.		Kenya	1	1.23	+1 ▲	2.13%
7.		Ivory Coast	1	2.22	0 ▬	2.13%
8.		Egypt	1	5.63	-2 ▼	2.13%
9.		Ghana	1	0.67	+1 ▲	2.13%
10.		Libya	1	1.89	+1 ▲	2.13%
11.		Nigeria	1	2.18	-1 ▼	2.13%
			47	64		