

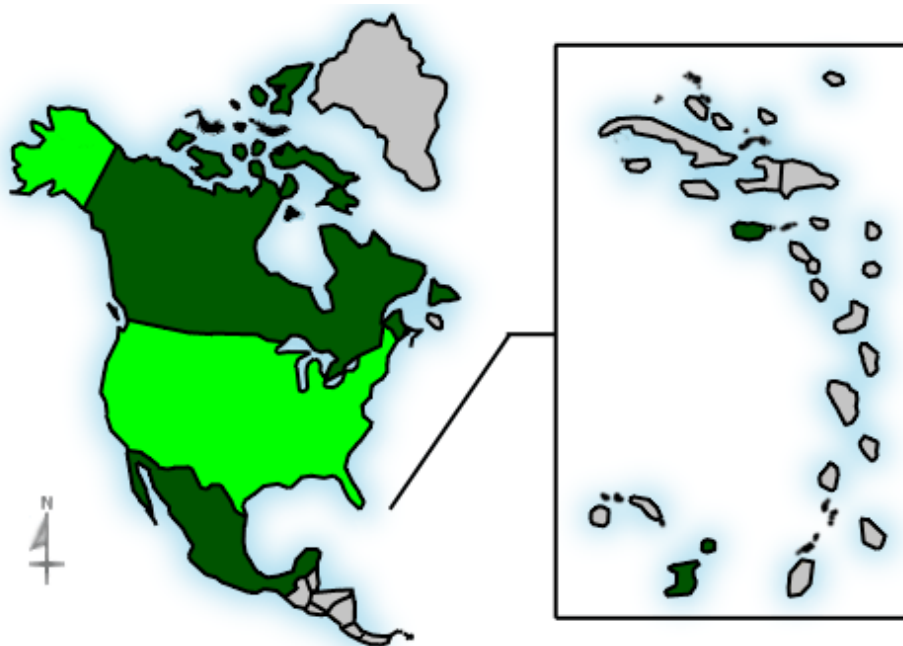


Demographics North American Country

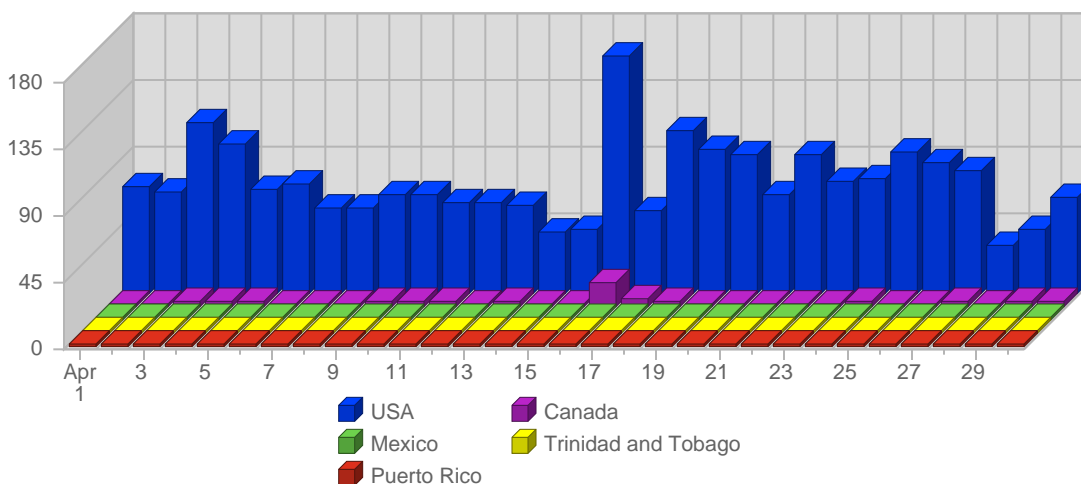
Report Description






Report Description: North American Countries that Visitors came from during the month of April 2007
 Report Range: Month of April 2007
 Report Scope: Historical Data
 List Size: n/a

Breakdown



Breakdown



#		Country	Total Visits	Average Visits Historically	Change	Percent of Visits
1.		USA	2,253	1,887.52	+10 ▲	96.28%
2.		Canada	80	119.03	-54 ▼	3.42%
3.		Mexico	4	4.32	-1 ▼	0.17%
4.		Trinidad and Tobago	2	2.80	+2 ▲	0.09%
5.		Puerto Rico	1	0.75	+1 ▲	0.04%
			2,340	2,013		