



Demographics South American Country

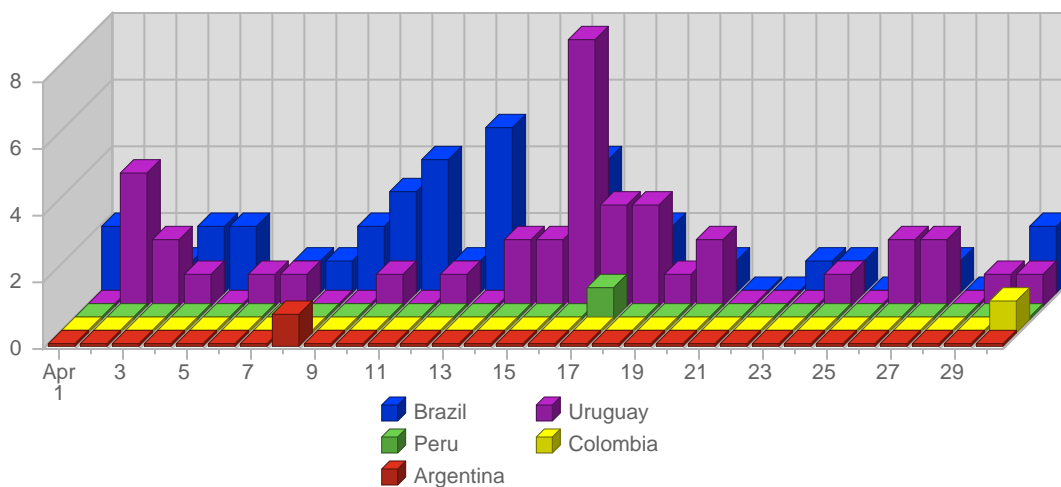
Report Description






Report Description: South American Countries that Visitors came from during the month of April 2007
 Report Range: Month of April 2007
 Report Scope: Historical Data
 List Size: n/a

Breakdown



Breakdown



#		Country	Total Visits	Average Visits Historically	Change	Percent of Visits
1.		Brazil	40	33.81	-3 ▼	48.78%
2.		Uruguay	39	86.90	-5 ▼	47.56%
3.		Peru	1	0.50	+1 ▲	1.22%
4.		Colombia	1	1.73	-1 ▼	1.22%
5.		Argentina	1	2.18	+1 ▲	1.22%
			82	124		