



# Demographics South American Country

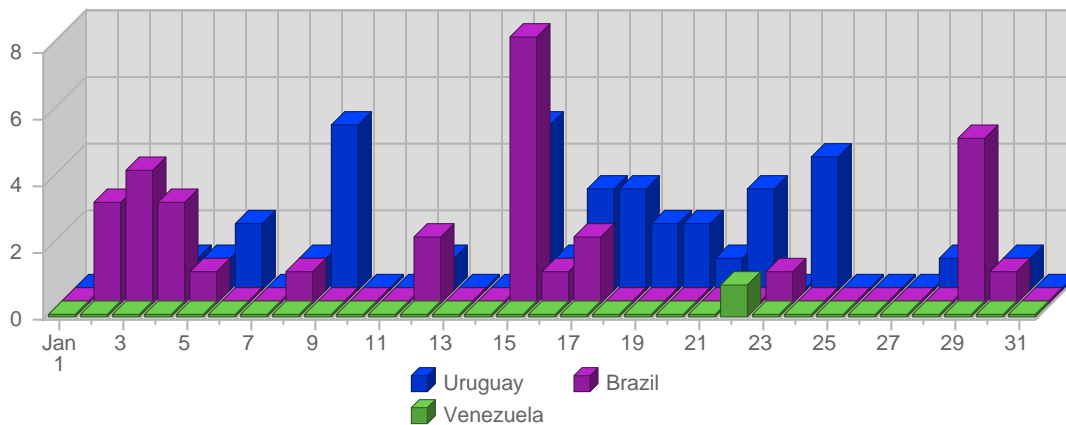
## Report Description




Report Description: South American Countries that Visitors came from during the month of January 2007  
 Report Range: Month of January 2007  
 Report Scope: Historical Data  
 List Size: n/a

## Breakdown



## Breakdown



#		Country	Total Visits	Average Visits Historically	Change	Percent of Visits
1.		Uruguay	38	91.93	+2 ▲	53.52%
2.		Brazil	32	32.93	-2 ▼	45.07%
3.		Venezuela	1	1.00	+1 ▲	1.41%
			71	128		