



## Demographics South American Country

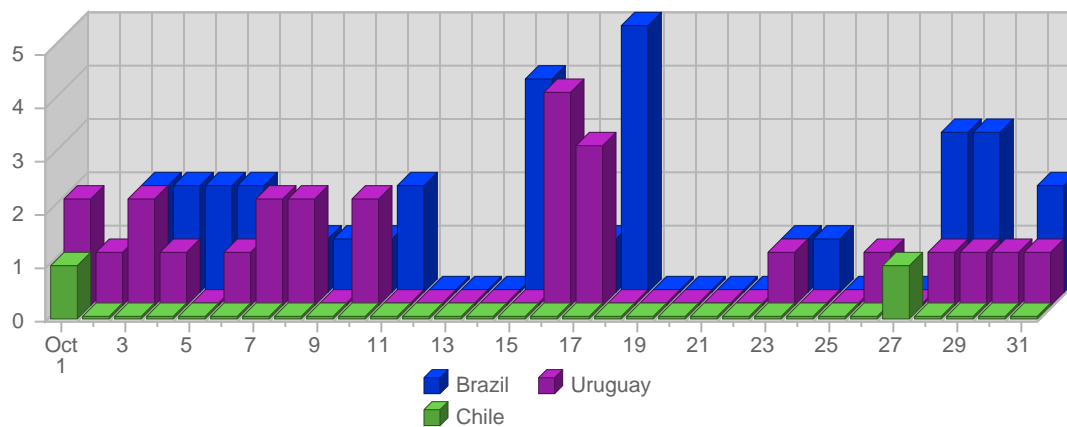
### Report Description




Report Description: South American Countries that Visitors came from during the month of October 2007  
 Report Range: Month of October 2007  
 Report Scope: Historical Data  
 List Size: n/a

### Breakdown



### Breakdown



#		Country	Total Visits	Average Visits Historically	Change	Percent of Visits
1.		Brazil	35	33.34	-2 ▼	55.56%
2.		Uruguay	26	76.55	-9 ▼	41.27%
3.		Chile	2	1.09	+2 ▲	3.18%
			63	112		